



PGIM

India Mutual Fund

Opportunity To Invest And Own A Team Of Global Champions!

PGIM INDIA GLOBAL EQUITY OPPORTUNITIES FUND OF FUND

A Fund of funds investing overseas - An open ended equity fund of fund scheme investing in PGIM Jennison Global Equity Opportunities Fund

March 2026

Registered as PGIM India Mutual Fund.
Registration Number for Mutual Funds : MF/065/10/02

Imagine a team where you get to select the best players in the world to play for you. Here's your chance to own a team of global champions! PGIM India Global Equity Opportunities Fund of Fund offers you an opportunity to invest in global champions like Netflix, NVIDIA, Amazon, TSMC* (*Taiwan Semiconductor Manufacturing Co), Apple and Shopify among others#. This ensures that, you get benefits of diversification with exposure to companies listed on stock markets outside India.

PGIM India Global Equity Opportunities Fund of Fund through the underlying fund invests in companies around the world without restrictions of countries and sectors. The fund employs a portfolio strategy with a high conviction approach, sourcing growth opportunities globally! Since Indian markets have a low correlation with overseas markets such as S&P 500**, having global exposure ensures diversification over the long term. **Invest today and be a proud owner of this champion team.**

(**Source: Bloomberg)

#Some of the holdings of the underlying fund, PGIM Jennison Global Equity Opportunities Fund, as on 31st March 2026. The holdings are subject to change. The stocks shown are for illustration only and may or may not be part of the actual portfolio.

Reasons to own an international fund



Benefit from Global Diversification

Different markets do well at different points of time. Exposure to various geographies ensures that portfolio does not depend on fortunes of single market. For e.g. in a year like 2013, while India was up by 7%, most other large markets outperformed India in the same period.

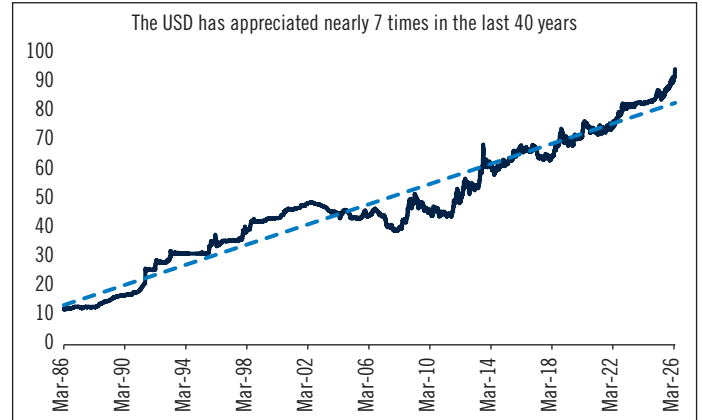
Year	India	USA	UK	Europe	Japan	China
2025	12%	24%	42%	47%	35%	30%
2024	10%	29%	11%	5%	12%	13%
2023	21%	27%	15%	23%	23%	-6%
2022	6%	-9%	4%	-9%	-10%	-13%
2021	25%	31%	20%	16%	-3%	10%
2020	16%	21%	-7%	10%	28%	25%
2019	13%	34%	25%	25%	25%	23%
2018	6%	4%	-6%	-9%	0%	-22%
2017	30%	14%	15%	20%	18%	7%
2016	4%	15%	2%	4%	8%	-16%
2015	-3%	6%	-2%	3%	15%	10%
2014	33%	16%	-3%	-6%	-2%	52%
2013	7%	49%	37%	46%	47%	8%
2012	29%	20%	19%	25%	16%	8%
2011	-24%	21%	16%	-2%	6%	-3%
2010	19%	9%	3%	-10%	7%	-13%

Source: Bloomberg. India- Nifty 50 TRI, USA- S&P 500 TRI, UK- FTSE 100 TRI, EU- MSCI EMU TRI, Japan- Nikkei 225 TRI, China- SSE Composite Index. Calendar year returns have been taken. Values for all indices have been considered in INR.



Gives exposure to US Dollar as an asset class

US dollar has appreciated over 7x in 40 years at the rate of 5.24%. Investors who invested in dollar denominated fund made 21.99% absolute returns (4.05% CAGR) in the last 5 years. Investors who invested by converting Indian rupee into USD made 52.34% absolute returns (8.78% CAGR) during the same period. Higher returns came from US dollar appreciation against the Indian Rupee.



Source: Bloomberg. Data from March 01, 1986 to March 31, 2026



Secular themes we see offering compelling growth opportunities based on our bottom-up research



ADVANCED TECHNOLOGIES

Artificial intelligence and cloud computing continue to revolutionize industries, amplifying demand for increasingly intelligent software and infrastructure



GLOBAL CONSUMER

Large, younger demographic populations with healthy disposable incomes are reshaping consumption patterns and generating persistent demand for luxury goods



HEALTH CARE INNOVATION

An innovation cycle marked by advanced research capabilities, game-changing therapies, and digital supply chains is fostering demand for more integrated health care ecosystems



FINTECH PLATFORMS

Consumers are rapidly embracing powerful financial technology platforms, particularly in areas where sophisticated financial systems are limited



INDUSTRIAL AUTOMATION

A boom in manufacturing and high-tech facilities leveraging artificial intelligence is driving revolutionary automation of industrial processes to enhance efficiencies

Why invest in PGIM India Global Equity Opportunities Fund of Fund?



PGIM India Global Equity Opportunities Fund of Fund allows investors to diversify their holdings across different geographies, with varied investment landscapes. This allows one to capitalize on unique opportunities such as high growth stocks in the U.S Technology space.



Investing internationally also comes with added benefits like expected currency depreciation in the long-term potentially aiding returns, overcoming home-bias, and gaining exposure to a lower correlated asset class, which in turn also reduces some of the overall portfolio risk borne by the investor.

Presenting PGIM India Global Equity Opportunities Fund of Fund

(A Fund of funds investing overseas - An open ended equity fund of fund scheme investing in PGIM Jennison Global Equity Opportunities Fund)

The fund takes an opportunistic, global approach to growth investing in the underlying fund, by searching for companies believed to be new market leaders with sustainable competitive advantages and strong financial characteristics.



Advantages of investing in PGIM India Global Equity Opportunities Fund of Fund



Growth around the World

- Aims to invest in companies with accelerating growth rates.
- Exposure in the U.S. & beyond to include global opportunities and diversification.



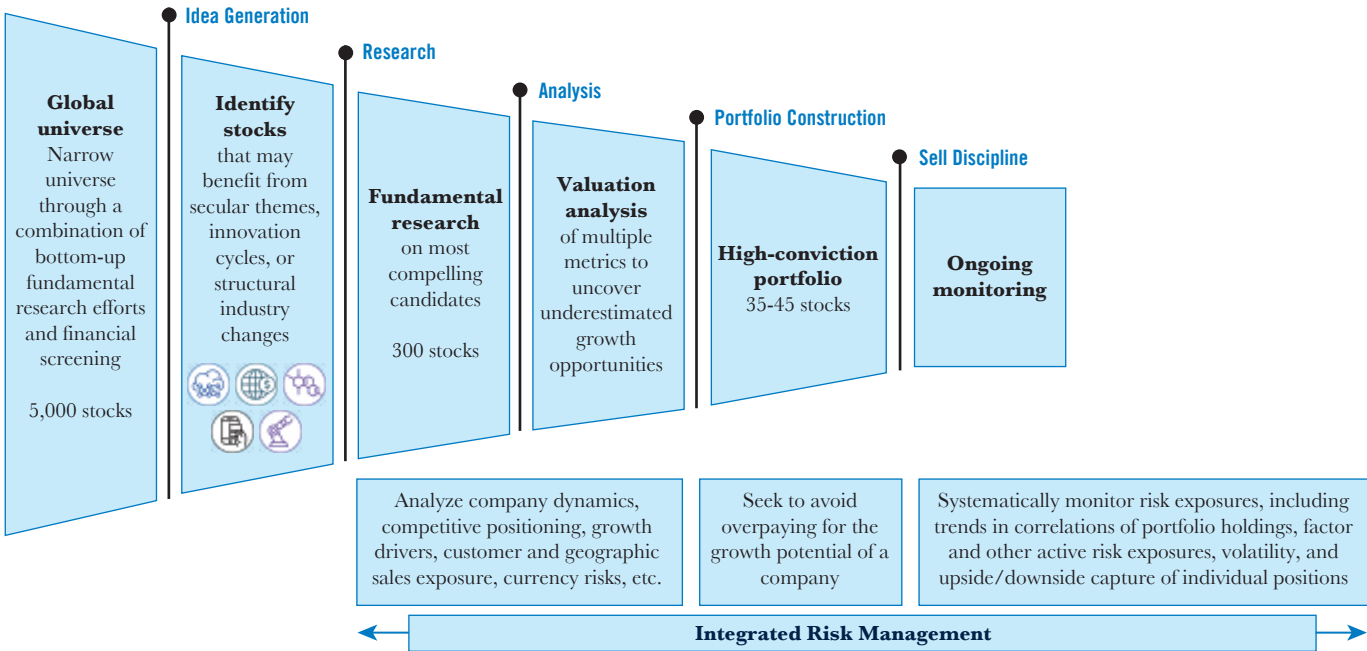
Companies Not Countries

- Flexibility to identify growth opportunities wherever they arise
- Opportunity to invest in Netflix, NVIDIA, Amazon, TSMC* (*Taiwan Semiconductor Manufacturing Co), Apple, Shopify and the likes#.

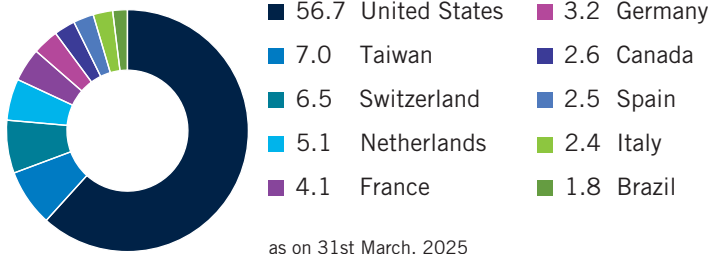
#Some of the holdings of the underlying fund, PGIM Jennison Global Equity Opportunities Fund, as on 31st March, 2026. The holdings are subject to change.

A bottom-up approach to investing

Deep, fundamental research combined with a highly interactive investment process used for strong stock selection

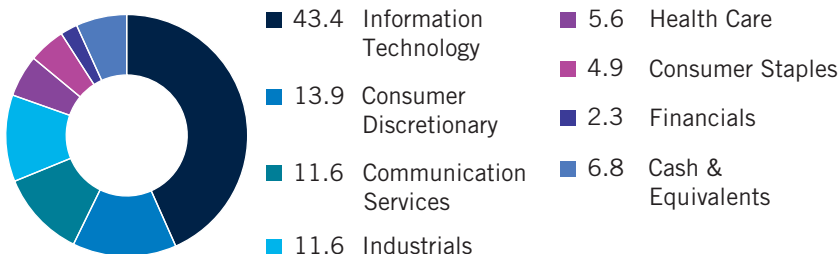


Country Breakdown (% of assets) of Underlying Fund - PGIM Jennison Global Equity Opportunities Fund



Source: PGIM Inc.

Sector Breakdown (% of assets) of Underlying Fund - PGIM Jennison Global Equity Opportunities Fund



Source: PGIM Inc.

Top Ten Holdings (% of Underlying Fund - PGIM Jennison Global Equity Opportunities Fund

Security	%
NVIDIA Corp	8.9
Taiwan Semiconductor Manufacturing Co Ltd	7.0
Alphabet Inc	6.5
ASML Holding NV	4.5
GE Vernova Inc	4.4
Galderma Group AG	4.2
Amazon.com Inc	3.7
Lam Research Corp	3.3
Apple Inc	3.3
Siemens Energy AG	3.2

Source: PGIM Inc. Data as on 31st March, 2026

Asset Allocation of PGIM India Global Equity Opportunities Fund of Fund:

Investments	Indicative Allocation (% of Assets)	
	Min	Max
Units/Securities issued by Overseas mutual funds or unit trusts@	95%	100%
Debt Instruments* including Government Securities, Corporate Debt, Money Market Instruments, (including cash and units of mutual funds).	0%	5%

@The scheme shall initially invest predominantly in the units of PGIM Jennison Global Equity Opportunities Fund, domiciled in Ireland or similar mutual funds at the discretion of the Investment Manager. Similar mutual funds shall mean a scheme, having an investment objective, strategy & risk profile similar to the stated underlying fund. *Investment in Securitised debt would be up to a maximum of 5% of the net assets of the Scheme. The scheme will not engage in scrip lending.

Features of PGIM India Global Equity Opportunities Fund of Fund:

Underlying Fund: PGIM Jennison Global Equity Opportunities Fund

Investment Objective: The primary investment object of this scheme is to generate long-term capital growth from a diversified portfolio of units of overseas mutual funds. However, there is no assurance that the investment objective of the Scheme will be achieved. The Scheme does not guarantee/indicate any returns.

Investments Strategy: The Scheme will be predominantly invest in the units of PGIM Jennison Global Equity Opportunities Fund (the Underlying Fund), and or similar mutual funds, having an investment objective, strategy & risk profile similar to the stated underlying fund.

Benchmark: MSCI All Country World Index.

Fund Manager: Anandha Padmanabhan Anjeneyan and Vivek Sharma (w.e.f. February 15, 2025)

Minimum Investment: ₹ 5000/- and in multiples of ₹ 1/- thereafter.

Entry Load: NA

Exit Load: For Exits within 90 days from date of allotment of units: 0.50%; For Exits beyond 90 days from date of allotment of units: NIL.

SIP/Top Up SIP/STP/SWP: Available. **Investment Amount:** **SIP: Monthly and Quarterly:** 5 installments of ₹ 1000/- each and in multiples of ₹ 1/- thereafter. **Top Up SIP:** ₹ 100/- each and in multiples of ₹ 1/- thereafter. **STP: Daily/Weekly/Monthly/Quarterly:** 5 installments of ₹ 1000/- and in multiples of ₹ 1/- thereafter. **Top-up STP: Half Yearly (in case of Monthly/Quarterly) Yearly Top Up (in case of Annual frequency):** Minimum Top Up amount is ₹ 1000/- and in multiples of ₹ 1/- thereafter. **Capital Appreciation: Weekly, Monthly & Quarterly:** 5 instalments with minimum Capital Appreciation of ₹ 1000/- and in multiples of ₹ 1/- thereafter. **SWP: Monthly/Quarterly/Annual:** 5 (five) instalments of ₹ 1000/- each and in multiples of ₹ 1/- thereafter. **Top-Up SWP: Half Yearly (in case of Monthly & Quarterly Frequency) Yearly Top Up (in case of Annual):** Minimum Top Up amount is ₹ 1000/- and in multiples of ₹ 1/- thereafter. **Capital Appreciation: Weekly, Monthly & Quarterly and Annual interval:** 5 instalments with minimum capital appreciation of ₹ 1000/- and in multiples of ₹ 1/- thereafter.

About Us

For complete subscription details, please refer SAI.

PGIM India Mutual Fund is part of PGIM, the global investment management arm of Prudential Financial, Inc. (PFI), with over **\$1.44 trillion** in assets under management. PGIM India Asset Management offers a comprehensive range of equity and fixed income solutions through mutual funds, alternatives, and portfolio management services. Leveraging PGIM's 150-year **shared legacy** and expertise across more than 30 market cycles, PGIM India combines global insights with local investment expertise to provide an enriching investment experience. Headquartered in Mumbai, the fund house operates across **25 cities** in India, managing 25 open-ended funds.

Source: www.pgim.com

www.pgimindia.com/mutual-funds

1800 209 7446

Follow us on:

Investors will bear the recurring expenses of the scheme, in addition to the expenses of the underlying scheme.

The Information contained herein is provided by PGIM India Asset Management Private Limited (the AMC) on the basis of publicly available information, internally developed data and other third party sources believed to be reliable. However, the AMC cannot guarantee the accuracy of such information, assure its completeness, or warrant that such information will not be changed. The information contained herein is current as of the date of issuance* (or such earlier date as referenced herein) and is subject to change without notice. The AMC has no obligation to update any or all of such information; nor does the AMC make any express or implied warranties or representation as to its completeness or accuracy. **There can be no assurances that any forecast made herein will be actually realized.**

These materials do not take into account individual investor's objectives, needs or circumstances or the suitability of any securities, financial instruments or investment strategies described herein for particular investor. Hence, each investor is advised to consult his or her own professional investment / tax advisor / consultant for advice in this regard. The information contained herein is provided on the basis of and subject to the explanation, caveats and warnings set out elsewhere herein. These materials are not intended for distribution to or use by any person in any jurisdiction where such distribution would be contrary to local law or regulation. Distribution of these materials to any person other than the person to whom it was originally delivered and to such person's advisers is unauthorized, and any reproduction of these materials, in whole or in part without the prior consent of the AMC, is prohibited. The views of the Fund Manager should not be construed as an advice and investors must make their own investment decisions regarding investments / disinvestments in securities market and/or suitability on the basis of their specific investment objectives and financial positions and using independent advisors as they believe necessary.

Riskometer

This product is suitable for investors who are seeking*:

- Capital growth over the long term
- Investment in units of overseas mutual funds that invest in equity securities of companies around the world in the early stage of acceleration in their growth.
- Degree of risk – VERY HIGH

*Investors should consult their financial advisers if in doubt about whether the product is suitable for them.



The risk of the scheme is very high

© Prudential Financial, Inc. (PFI) and its related entities. PGIM, the PGIM logo, and the Rock symbol are service marks of Prudential Financial, Inc., and its related entities, registered in many jurisdictions worldwide.

Mutual Fund investments are subject to market risks, read all scheme related documents carefully.